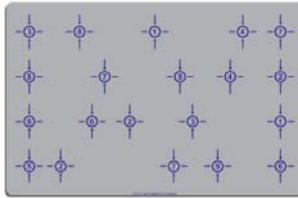


INSTRUCTIONS

Thank you for purchasing the Vision Assessment Corporation Randomized Large Fixation Disparity Polarized Target, P/N 1071PL-RL.

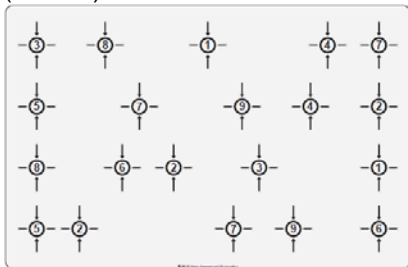


PURPOSE

The BASS-PL Series (P/N 1075PL) includes vectographic testing Targets and treatment Vectographs at two different acuity levels. This Randomized Large Fixation Disparity Polarized Target is a component of the BASS-PL System and is comprised of vectographic two-dimensional Fixation Disparity Crosses presented as a randomized sequence of saccadic identification targets at a 20/100 acuity level to evaluate visual function reflective of the visual demands of larger print books. See *back page of instruction manual for additional information on complete BASS-PL System.*

FAMILIARIZE YOURSELF WITH THE TEST

- Test Consists of:
 1. 1 Near Fixation Disparity Target with Randomized Large Crosses (20/100)



2. 1 Pair Standard Polarized Viewers



(NOT TO BE USED AS SUNGLASSES)

3. Instruction Manual

TESTING CONDITIONS

- Well-lit, glare-free area
- If reflections or glare on the Target can be seen, try tilting it or choose another testing location.

ADMINISTRATION

This silvered vectographic 2-dimensional target is presented with five rows of saccadic fixation disparity crosses with a number in the center of each cross at a 20/100 acuity level.

1. Place the Polarized Viewers on the patient.
PLEASE NOTE: Doctor should decide whether or not Polarized Viewers should be worn over patient's prescription glasses.
2. Begin without using any prism or lens addition.
3. Hold the Randomized Large Saccadic Target (RL) at 16-18 inches (41-46cm) in front of the patient.
4. Ask the patient to read aloud the rows of numbers while paying special attention to read each number only when the arrows are aligned and the number is crisp/clear (without blur).

PLEASE NOTE: The mirror image of the silvered target is imprinted on the back of the card for checking number accuracy.

5. Instruct the patient to stop if at any time either the arrows begin to slide, fade out or if the number begins to blur. Instruct the patient to continue upon recovery (when number again becomes crisp/clear and the arrows are again aligned). The verbal hesitations can be used as a reflection of what is happening visually.
6. Once the clinical observations have been made, steps 3 - 5 can be repeated with small amounts of BI and/or BO prism demand (1-2 diopters) or with Plus and/or Minus Lenses to explore the nature of binocular function or dysfunction.

CARE/HANDLING & STORAGE

- Clean RL Target with a soft, damp, lint-free cloth. Dampen cloth using glass cleaner or mild detergent/water.
- **CAUTION: DO NOT IMMERSE THE NEAR FIXATION DISPARITY TARGET IN WATER. DO NOT SPRAY CLEANER DIRECTLY ONTO TARGET.**
- ☀️ ☔ Store RL Target in a dry place away from direct sunlight.
- Clean Polarized Viewers using lens cleaner and soft, lint-free cloth.


WARRANTY

- 1 year manufacturer warranty from date of purchase.

RELATED PRODUCTS

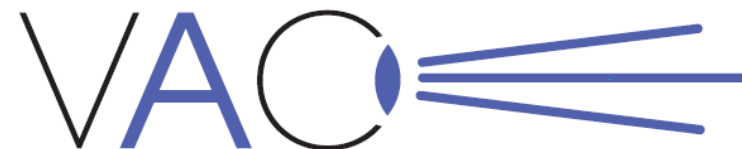
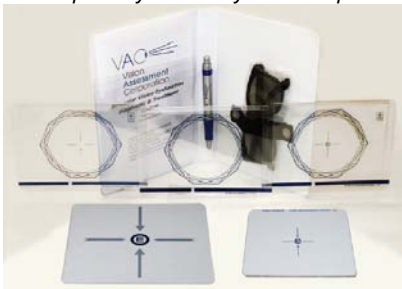
- BASS-PL, **B**inocular **A**ccommodative **S**accadic **S**eries (P/N 1075-PL)
A highly sensitive measure of the relationship between **B**inocular alignment (fixation disparity) and **A**ccommodative function (clarity) during a **S**eries (stamina) of cognitively loaded **S**accadic eye movement. This series is designed to be a more dynamic measure of binocular/accommodative function during a saccadic eye movement task using a sequence of saccadic identification targets at two different acuity levels (20/100 & 20/63).

Sold as complete system or system components also sold individually.



- Binocular Vision Dysfunction Diagnostic & Treatment System (P/N 1070PL)
The diagnostic Fixation Disparity Targets included in this system can be administered in free space or behind a refractor and presented at a variety of working distances and directions of gaze. These targets, while easy to administer and simple for the patient to understand, are sensitive to suppression and measure vertical and horizontal binocular function. The hierarchal system of Vectographs included in this system can then be used to aid effective treatment of binocular vision disorders.

Sold as complete system or system components also sold individually.



Vision
Assessment
Corporation

*Randomized Large
Fixation Disparity*

Polarized Target

**P/N 1071PL-RL
INSTRUCTIONS**

**Vision Assessment Corporation
2675 Coyle Avenue
Elk Grove Village, Illinois 60007 USA
Phone: 1 847 239 5889
Toll Free USA: 1 866 887 9692
Email: sales@VisionAssessment.com
Web: www.VisionAssessment.com**

Vision Assessment Corporation would like to express its appreciation to Dr. Paul Lederer, OD, FCOVD, FAAO for his help in the design and development of this target. Dr. Paul Lederer, OD, FCOVD, FAAO has no financial interest in the Small Fixation Disparity Polarized Target, P/N 1071PL-SFD, nor Vision Assessment Corporation nor any of its products.

CE EC REP MDSS GmbH,
Schiffgraben 41, Hannover 30175, Germany
Manufactured in USA by Vision Assessment Corporation © 2012