

INSTRUCTIONS

Thank you for purchasing the Vision Assessment Corporation Random Dot 2-S Stereo Acuity Test, P/N 1007S.



PURPOSE

This test is designed to rapidly test for amblyopia, strabismus and other binocular acuity problems using stereopsis (depth perception) in early & non-readers and non-verbal children & adults.

Depth Perception: (n) *The ability to perceive spatial relationships, especially distances between objects, and three dimensions.*


Geometric Shapes: *Triangle, Circle, Square & Plus*

- △ Triangle
- Circle
- Square
- ⊕ Plus

FAMILIARIZE YOURSELF WITH THE TEST

- Test consists of:
 1. 1 booklet – 2 vectographic pages (3 Sections)

- Page 1 (Section A – Parts A, B & C)
3 levels of gross disparity



- Page 2 (Section B)
12 levels of disparity for critical testing



- Page 2 (Section C)
3 gross levels of disparity



2. 1 pair adult polarized viewers




(NOT TO BE USED AS SUNGLASSES)

3. 1 pair pediatric polarized viewers



(NOT TO BE USED AS SUNGLASSES)

4. Answer Key on back cover



TESTING CONDITIONS

- Well-lit, glare-free area
- If reflections or glare on the vectographic pages can be seen, try tilting the booklet or choose another testing location

ADMINISTERING THE TEST

- **Section A**
 1. Place the polarized viewers on the test subject
 2. **PLEASE NOTE:** IF TEST SUBJECT WEARS PRESCRIPTION GLASSES, THE POLARIZED VIEWERS SHOULD BE WORN OVER GLASSES
 3. Before opening test booklet, familiarize test subject with the 4 two-dimensional geometric shapes on front cover
 4. The test subject should be able to correctly identify at least 3 of the 4 non-stereo, two-dimensional shapes on the front cover before administering the test
 5. Open test booklet and fold so that only Page 1 can be viewed by test subject
 6. Hold the test approximately 16 inches (40 cm) from the test subject
 7. Beginning with Part A, ask the test subject to identify the shape in each of the 4 boxes – 3 boxes contain shapes, and 1 box is blank
 8. Repeat last step for Parts B & C
 9. If test subject is unable to identify at least 1 shape, turn to Page 2 and ask the test subject to identify the “L” & “R”. If the patient is unable to perform this task, the patient is untestable

Scoring

Refer to Answer Key on back of test booklet

- **Section B (For Adults)**




1. Turn booklet so that only page 2 can be viewed by test subject
2. Ask test subject to look at the 12 boxes each containing 3 circles
3. Only one circle in each box will appear to be floating or forward from the others
4. Starting with box #1, ask the test subject to point to or identify (left, middle or right) the circle that appears to be floating or different from the others
5. Repeat last step for boxes 2-12

- When one is missed, retest the preceding box to ensure that the test subject can achieve this level and was not just guessing


Scoring

- Record the level of stereopsis for the circle in the last box chosen correctly
 - Refer to Answer Key on back of test booklet
- Section C (For Children)**
 - In each line – A, B & C, only one shape appears to be floating or forward from the others
 - Taking each line in order, have test subject look at the geometric shapes at the bottom of page and point to the shape on each line A, B & C that appears to be floating or that is different from the others on that line. If one is missed, retest the preceding line to ensure that the test subject can achieve this level and was not just guessing

Scoring

SCORE KEY	Seconds of arc 16 in., (40 cm)	Shepard Percentage	Verhoff Distance
A 	400	15%	0.1
B 	200	30%	0.2
C 	100	50%	0.3

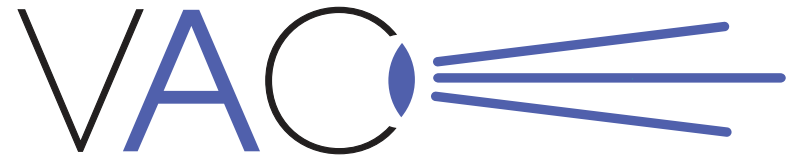
CARE/HANDLING & STORAGE

- Clean vectographic pages with a soft, damp lint-free cloth
-  Store closed booklet in a cool, dry place away from direct sunlight
- Clean polarized viewers using lens cleaner and soft, lint free cloth

WARRANTY

- 1-year manufacturer warranty from date of purchase

Notice to User/Patient: *Any serious incident that has occurred in relation to this device should be reported to the manufacturer and to the competent authority of the Member State in which the user and/or patient is established.*



Vision
Assessment
Corporation TM

Random Dot 2-S ***Stereo Acuity Test***

P/N 1007S
INSTRUCTIONS

Vision Assessment Corporation
5400 Newport Drive, Suite 3
Rolling Meadows, Illinois 60008 USA
Phone: 1 847 239 5889
Email: sales@VisionAssessment.com
Web: www.VisionAssessment.com



MDSS GmbH,
Schiffgraben 41, Hannover 30175, Germany

 Manufactured in USA by Vision Assessment Corporation © 2018